

ZFA VALVE

LOW PRESSURE VALVE MANUFACTURER

www.zfavalve.com





Company Profile

Tianjin Zhongfa Valve Co., Ltd. Founded in 2006, a valve manufacturer in Tianjin, China. Mainly produce butterfly valve, gate valve, check valve, knife gate valve etc.

Our valves are compliance with valve international standard of ASTM, ANSI, ISO, BS, DIN, GOST, JIS, KS and so on. Size DN40-DN3000, nominal pressure:0.1Mpa~2.5Mpa, suitable temperature:-30 to 200 . The products are suitable for non-corrosive and corrosive gas, fluid, semi-fluid, solid, powder and other medium in HVAC, fire control, water conservancy project, water supply and drainage in urban, electric powder, petroleum, chemical industry, and so on.

We keep in high efficiency and strictly management of quality control, provide timely and effective pre-sale, sale and after-sales service in order to achieve effectiveness and customer satisfaction. We have gotten the ISO9001, CE Certification.

We think "Customer satisfaction is our ultimate goal." Depending on our advanced technology, complete quality control and good reputation, we will offer more high-quality valve products.

Production Equipment



Production Process



Casting



Raw Material QC



Machining



Epoxy Coating



Valve Assembly



Pressure Testing




Packing



Shipping

On-site Installation



FAQ

1. Are you a Factory or Trading?

A: We're a factory with 17 years production experience, OEM for some customers around the world.

2. What is your After-sales service term?

A: 18 months for all our products.

3. Can I request to change the form of packaging and transportation?

A: Yes, We can change the form of the packaging and transportation according to your request, but you have to bear their own costs incurred during this period and the spreads.

4. Can I request fast delivery?

A: Yes, if we have stocks.

5. Can I have my own Logo on the product?

A: Yes, you can send us your logo drawing, we'll put it on the valve.

6. Can you produce the valve according to my own drawings?

A: Yes.

7. Do you accept custom design on size?

A: Yes.

8. What's your terms of payment?

A: T/T, L/C.

9. What is your transportation method?

A: By sea, by air mainly, we also accept express delivery.

CONTENTS

WAFER TYPE BUTTERFLY VALVE.....	7
DOUBLE FLANGE TYPE BUTTERFLY VALVE.....	8
U-SECTION BUTTERFLY VALVE.....	9
AWWA C504 BUTTERFLY VALVE	9
TWO PIECES BODY PTFE COATED WAFER TYPE BUTTERFLY VALVE ..	10
TWO PIECES BODY PTFE COATED FLANGE TYPE BUTTERFLY VALVE .	10
LUG TYPE BUTTERFLY VALVE	11
BS-EN DOUBLE ECCENTRIC FLANGE TYPE BUTTERFLY VALVE.....	12
ASME/AWWA DOUBLE ECCENTRIC WAFER TYPE BUTTERFLY VALVE..	12
TRIPLE OFFSET BUTTERFLY VALVE	13
RESILIENT SEAT GATE VALVE-DIN 3202 F4.....	14
RESILIENT SEAT GATE VALVE-DIN 3202 F5.....	14
RESILIENT SEAT GATE VALVE-BS 5163	15
RESILIENT SEAT GATE VALVE-AS4087 B5.....	15
RESILIENT SEAT GATE VALVE-LARGE SIZE	16
BRASS/CF8 SEAT GATE VALVE	16
ASME16.34/API600 STEEL GATE VALVE.....	17
Unidirectional Metal Seal Knife Gate Valve	18
Bi-directional Soft Seal Knife Gate Valve.....	18
Bi-directional Soft Seal Knife Gate Valve for Pulp and Paper Industry.	19
Flange Type Bi-directional Knife Gate Valve.....	19
DUAL PLATE GATE VALVE	20
TILTING CHECK VALVE WITH COUNTERWEIGHT	21
STRAINER	22

WAFER TYPE BUTTERFLY VALVE

TECHNICAL DATA

Size Range	NPS 1-1/4" to 80" DN 40 to 2000
Body Style	Wafer Type
Pressure Rating	PN10 PN16 CL150 JIS 5K JIS 10K
Drilling	PN10 PN16 ASME B16.5 CL150 ASME B16.47 CL150 JIS 5K JIS 10K
Face to Face	EN 558-20 ISO 5752-20 API 608 Table 1 BS 5155-4
Top Flange	ISO5211
Tightness Test	ISO 5208 API 598 EN12266-1

VALVE PARTS

Body	GGG50 A536 A395 WCB CF8 (304) CF8M (316) CF3(304L) CF3M(316L) SAF 2205 SAF2205 C95400 C95500 C95800
Disc	GGG50 A536 A395 WCB CF8 (304) CF8M (316) CF3(304L) CF3M(316L) SAF 2205 SAF2205 C95400 C95500 C95800
Seat	Buna-N(NBR) EPDM FKM Nature Rubber Silicon Rubber PTFE VITON
Stem	AISI 304 AISI 420(2Cr13) 1.4462 Monel 17-4PH
Actuator	Hand Lever Worm Gear Pneumatic Electrical



Wafer Type Butterfly Valve Family



Wafer Butterfly Valve Body Type



Hard Seat Wafer Butterfly Valve



Soft Seat Wafer Butterfly Valve



EPDM Full Lined Wafer Butterfly Valve



PTFE Seat Wafer Butterfly Valve




PTFE Full Lined Wafer Butterfly Valve



Pneumatic Wafer Butterfly Valve



Electrical Wafer Butterfly Valve



Bronze Wafer Butterfly Valve

DOUBLE FLANGE TYPE BUTTERFLY VALVE

TECHNICAL DATA

Size Range	NPS 1-1/4" to 144" DN 40 to 3600
Body Style	Double Flange Type
Pressure Rating	PN10 PN16 CL150 JIS 5K JIS 10K
Drilling	PN10/16 ASME B16.5 CL150 ASME B16.47 CL150 JIS 5K JIS 10K GOST 33259
Face to Face	EN 558-13 ISO 5752-13 BS5155 DIN3202-F16 JIS B2022
Top Flange	ISO5211
Tightness Test	ISO 5208 API 598 EN12266-1

VALVE PARTS

Body	GGG50 A536 A395 WCB CF8 (304) CF8M (316) CF3(304L) CF3M(316L) SAF 2205 SAF2205 C95400 C95500 C95800
Disc	GGG50 A536 A395 WCB CF8 (304) CF8M (316) CF3(304L) CF3M(316L) SAF 2205 SAF2205 C95400 C95500 C95800
Seat	Buna-N(NBR) EPDM FKM Nature Rubber Silicon Rubber PTFE VITON
Stem	AISI 304 AISI 420(2Cr13) 1.4462 Monel 17-4PH
Actuator	Hand Lever Worm Gear Pneumatic Electrical



Double Flange Butterfly Valve Family



DI Disc
Flange Butterfly Valve



Nylon Disc
Flange Butterfly Valve



EPDM Full Lined
Flange Butterfly Valve



PTFE Seat
Flange Butterfly Valve



PTFE Full Lined
Flange Butterfly Valve



U Section
Flange Butterfly Valve



Pneumatic Drive
Flange Butterfly Valve



Electrical Drive
Flange Butterfly Valve

U-SECTION BUTTERFLY VALVE

TECHNICAL DATA

Size Range	NPS 2" to 32" DN 50 to 800
Body Style	Double Flange Type
Pressure Rating	PN10 PN16 CL150 JIS 5K JIS 10K
Drilling	PN10/16 ASME B16.5 CL150 ASME B16.47 CL150 JIS 5K JIS 10K GOST 33259
Face to Face	EN 558-20 ISO 5752-20
Top Flange	ISO5211
Tightness Test	ISO 5208 API 598 EN12266-1

VALVE PARTS

Body	GGG50 A536 A395 WCB CF8 (304) CF8M (316) CF3(304L) CF3M(316L) SAF 2205 SAF2205 C95400 C95500 C95800
Disc	GGG50 A536 A395 WCB CF8 (304) CF8M (316) CF3(304L) CF3M(316L) SAF 2205 SAF2205 C95400 C95500 C95800
Seat	Buna-N(NBR) EPDM FKM Nature Rubber Silicon Rubber PTFE VITON
Stem	AISI 304 AISI 420(2Cr13) 1.4462 Monel 17-4PH
Actuator	Hand Lever Worm Gear Pneumatic Electrical



AWWA C504 BUTTERFLY VALVE

TECHNICAL DATA

Size Range	NPS 2" to 48" DN 50 to 1200
Body Style	Double Flange Type
Pressure Rating	CL125 CL150
Drilling	ASME B16.1
Face to Face	AWWA C504
Top Flange	ISO5211
Tightness Test	ISO 5208 API 598 EN12266-1

VALVE PARTS

Body	GGG50 A536 A395 WCB CF8 (304) CF8M (316) CF3(304L) CF3M(316L) SAF 2205 SAF2205 C95400 C95500 C95800
Disc	GGG50 A536 A395 WCB CF8 (304) CF8M (316) CF3(304L) CF3M(316L) SAF 2205 SAF2205 C95400 C95500 C95800
Seat	Buna-N(NBR) EPDM FKM Nature Rubber Silicon Rubber PTFE VITON
Stem	AISI 304 AISI 420(2Cr13) 1.4462 Monel 17-4PH
Actuator	Hand Lever Worm Gear Pneumatic Electrical



TWO PIECES BODY PTFE COATED WAFER TYPE BUTTERFLY VALVE

TECHNICAL DATA

Size Range	NPS 2" to 24" DN 50 to 600
Body Style	Wafer Type
Pressure Rating	PN10 PN16 CL150 JIS 5K JIS 10K
Drilling	PN10/16 ASME B16.5 CL150 JIS 5K JIS 10K GOST 33259
Face to Face	EN 558-20 ISO 5752-20
Top Flange	ISO5211
Tightness Test	ISO 5208 API 598 EN12266-1

VALVE PARTS

Body	GGG50 A536 A395 WCB CF8 (304) CF8M (316) CF3(304L) CF3M(316L) SAF 2205 SAF2205 C95400 C95500 C95800
Disc	GGG50 A536 A395 WCB CF8 (304) CF8M (316) CF3(304L) CF3M(316L) SAF 2205 SAF2205 C95400 C95500 C95800 or PTFE Coated Disc
Seat	PTFE
Stem	AISI 304 AISI 420(2Cr13) 1.4462 Monel 17-4PH
Actuator	Hand Lever Worm Gear Pneumatic Electrical



TWO PIECES BODY PTFE COATED FLANGE TYPE BUTTERFLY VALVE

TECHNICAL DATA

Size Range	NPS 2" to 48" DN 50 to 1200
Body Style	Double Flange Type
Pressure Rating	PN10 PN16 CL150 JIS 5K JIS 10K
Drilling	PN10/16 ASME B16.5 CL150 JIS 5K JIS 10K GOST 33259
Face to Face	EN 558-13 ISO 5752-13 BS5155 DIN3202-F16 JIS B2022
Top Flange	ISO5211
Tightness Test	ISO 5208 API 598 EN12266-1

VALVE PARTS

Body	GGG50 A536 A395 WCB CF8 (304) CF8M (316) CF3(304L) CF3M(316L) SAF 2205 SAF2205 C95400 C95500 C95800
Disc	GGG50 A536 A395 WCB CF8 (304) CF8M (316) CF3(304L) CF3M(316L) SAF 2205 SAF2205 C95400 C95500 C95800 or PTFE Coated Disc
Seat	PTFE
Stem	AISI 304 AISI 420(2Cr13) 1.4462 Monel 17-4PH
Actuator	Hand Lever Worm Gear Pneumatic Electrical



LUG TYPE BUTTERFLY VALVE

TECHNICAL DATA

Size Range	NPS 1-1/2" to 24" DN 40 to 600
Body Style	Lug Type
Pressure Rating	PN10 PN16 CL150 JIS 5K JIS 10K
Drilling	PN10/16 ASME B16.5 CL150 ASME B16.47 CL150 JIS 5K JIS 10K GOST 33259
Face to Face	API 609-A EN 558-20 ISO 5752-20 BS5155 DIN3202-K1 JIS B2002 ASME B16.10
Top Flange	ISO5211
Tightness Test	ISO 5208 API 598 EN12266-1

VALVE PARTS

Body	GGG50 A536 A395 WCB CF8 (304) CF8M (316) CF3(304L) CF3M(316L) SAF 2205 SAF2205 C95400 C95500 C95800
Disc	GGG50 A536 A395 WCB CF8 (304) CF8M (316) CF3(304L) CF3M(316L) SAF 2205 SAF2205 C95400 C95500 C95800
Seat	Buna-N(NBR) EPDM FKM Nature Rubber Silicon Rubber PTFE VITON
Stem	AISI 304 AISI 420(2Cr13) 1.4462 Monel 17-4PH
Actuator	Hand Lever Worm Gear Pneumatic Electrical



LUG TYPE BUTTERFLY VALVE FAMILY



Full Lug
Butterfly Valve



Semi Lug
Lug Butterfly Valve



PTFE Seat
Lug Butterfly Valve



PTFE Full Lined
Lug Butterfly Valve



Pneumatic
Lug Butterfly Valve



Electrical
Lug Butterfly Valve

BS-EN DOUBLE ECCENTRIC FLANGE TYPE BUTTERFLY VALVE

TECHNICAL DATA

Size Range	NPS 4" to 80" DN 100 to 2000
Body Style	Flange Type
Design Standard	EN 593 BS 5155
Pressure Rating	PN10 PN16
Drilling	DIN2501 EN1092 ISO7005-2 PN10/16 GOST 33259
Face to Face	EN 558-13/14 ISO 5752-13/14
Top Flange	ISO5211
Tightness Test	ISO 5208 API 598 EN12266-1

VALVE PARTS

Body/Gland/Yoke	GGG50 A536 A395 WCB CF8 (304) CF8M (316)
Disc	GGG50 A536 A395 WCB CF8 (304) CF8M (316)
Body Seat	CF8 (304)
Disc Seat	Buna-N(NBR) EPDM Nature Rubber Silicon Rubber VITON
Stem	AISI 304 AISI 420(2Cr13) 1.4462 Monel 17-4PH
Actuator	Hand Lever Worm Gear Pneumatic Electrical




ASME/AWWA DOUBLE ECCENTRIC WAFER TYPE BUTTERFLY VALVE

TECHNICAL DATA

Size Range	NPS 4" to 80" DN 100 to 2000
Body Style	Flange Type
Design Standard	API 609 AWWA C504
Pressure Rating	CL150
Drilling	ASME B16.5 CL150 ASME B16.47 CL150
Face to Face	API 609-B ASME B16.10 AWWA C504
Top Flange	ISO5211
Tightness Test	ISO 5208 API 598 EN12266-1

VALVE PARTS

Body	GGG50 A536 A395 WCB CF8 (304) CF8M (316)
Disc	GGG50 A536 A395 WCB CF8 (304) CF8M (316)
Body Seat	CF8 (304)
Disc Seat	Buna-N(NBR) EPDM Nature Rubber Silicon Rubber VITON
Stem	AISI 304 AISI 420(2Cr13) 1.4462 Monel 17-4PH
Actuator	Hand Lever Worm Gear Pneumatic Electrical



TRIPLE OFFSET BUTTERFLY VALVE

TECHNICAL DATA

Size Range	NPS 2" to 48" DN 50 to 1200
Body Style	WAFER FLANGE
Pressure Rating	PN10 PN16 PN25 PN40 CL150 CL300
Drilling	PN10 PN16 PN25 PN40 CL150 CL300 GOST 33259
Face to Face	API 609 EN 558-20 ISO 5752-20
Top Flange	ISO5211
Tightness Test	ISO 5208 API 598 EN12266-1

VALVE PARTS

Body	WCB CF8
Disc	WCB CF8
Seat	SS304+Flexible Graphite
Stem	AISI 304 AISI 420(2Cr13) 1.4462 Monel 17-4PH
Actuator	Hand Lever Worm Gear Pneumatic Electrical



TRIPLE OFFSET BUTTERFLY VALVE FAMILY



Triple Offset
Flange Butterfly Valve



Triple Offset
Wafer Butterfly Valve

RESILIENT SEAT GATE VALVE-DIN 3202 F4

TECHNICAL DATA

Size Range	NPS 2" to 24" DN 50 to 600
Body Style	Double Flange Type
Design	DIN 3202 F4
Pressure Rating	PN10 PN16 PN25
Drilling	PN10 PN16 PN25 GOST 33259
Face to Face	DIN 3202 F4
Tightness Test	ISO 5208 API 598 EN12266-1

VALVE PARTS

Body	GGG50 A536 A395
Top Cap	GGG50 A536 A395
Disc	GGG50 A536 A395 +NBR EPDM
Stem	SS420 Steel C45#
Actuator	Hand Lever Bevel Gear Pneumatic Electrical



RESILIENT SEAT GATE VALVE-DIN 3202 F5

TECHNICAL DATA

Size Range	NPS 2" to 24" DN 50 to 600
Body Style	Double Flange Type
Design	DIN 3202 F5
Pressure Rating	PN10 PN16
Drilling	PN10 PN16 GOST 33259
Face to Face	DIN 3202 F5
Tightness Test	ISO 5208 API 598 EN12266-1

VALVE PARTS

Body	GGG50 A536 A395
Top Cap	GGG50 A536 A395
Disc	GGG50 A536 A395 +NBR EPDM
Stem	SS420 Steel C45#
Actuator	Hand Lever Bevel Gear Pneumatic Electrical



RESILIENT SEAT GATE VALVE-BS 5163

TECHNICAL DATA

Size Range	NPS 2" to 24" DN 50 to 600
Body Style	Double Flange Type
Design	BS 5163
Pressure Rating	PN10 PN16 PN25
Drilling	PN10 PN16 PN25 GOST 33259
Face to Face	BS 5163
Tightness Test	ISO 5208 API 598 EN12266-1

VALVE PARTS

Body	GGG50 A536 A395
Top Cap	GGG50 A536 A395
Disc	GGG50 A536 A395 +NBR EPDM
Stem	SS420 Steel C45#
Actuator	Hand Lever Bevel Gear Pneumatic Electrical



RESILIENT SEAT GATE VALVE-AS4087 B5

TECHNICAL DATA

Size Range	NPS 2" to 24" DN 50 to 600
Body Style	Double Flange Type
Design	EN1171
Pressure Rating	PN10 PN16
Drilling	AS4087 B5
Face to Face	BS5163
Tightness Test	ISO 5208 API 598 EN12266-1

VALVE PARTS

Body	GGG50 A536 A395
Top Cap	GGG50 A536 A395
Disc	GGG50 A536 A395 +NBR EPDM
Stem	SS420 Steel C45#
Actuator	Hand Lever Bevel Gear Pneumatic Electrical



RESILIENT SEAT GATE VALVE-LARGE SIZE

TECHNICAL DATA

Size Range	NPS 24" to 48" DN 600 to 1200
Body Style	Double Flange Type
Design	BS 5163 DIN 3202 F4/F5 EN 1171
Pressure Rating	PN10 PN16 PN25
Drilling	PN10 PN16 PN25 GOST 33259 AS 4087
Face to Face	BS 5163 DIN 3202 F4/F5
Tightness Test	ISO 5208 API 598 EN12266-1

VALVE PARTS

Body	GGG50 A536 A395
Top Cap	GGG50 A536 A395
Disc	GGG50 A536 A395 +NBR EPDM
Stem	SS420 Steel C45#
Actuator	Hand Lever Bevel Gear Pneumatic Electrical



BRASS/CF8 SEAT GATE VALVE

TECHNICAL DATA

Size Range	NPS 2" to 24" DN 50 to 600
Body Style	Double Flange Type
Design	AWWA C509 BS5163 DIN3352 EN 1171 MSS SP-70
Pressure Rating	PN10 PN16 CL150 JIS 5K JIS 10K
Drilling	PN10/16 ASME B16.5 CL150 ASME B16.47 CL150 GOST 33259 JIS 5K JIS 10K
Face to Face	DIN 3202 F4/F5 BS5163 ASME B16.10
Tightness Test	ISO 5208 API 598 EN12266-1

VALVE PARTS

Body	GGG50 A536 A395
Top Cap	GGG50 A536 A395
Disc	GGG50 A536 A395
Seat	Brass CF8
Stem	SS420 Steel C45#
Actuator	Hand Lever Bevel Gear Pneumatic Electrical



ASME16.34/API600 STEEL GATE VALVE

TECHNICAL DATA

Size Range	NPS 2" to 24" DN 50 to 600
Body Style	Double Flange Type
Design	ASME B16.34 API 600
Pressure Rating	CL150 CL300 CL600
Drilling	CL150 CL300 CL600
Face to Face	ASME B16.1
Tightness Test	ISO 5208 API 598 EN12266-1

VALVE PARTS

Body	WCB CF8 CF8M CF3 CF3M LCB WC6 WC9
Disc	DIN 3202 F4/F5 BS5163 ASME B16.10
Stem	SS420 F304 F304L
Actuator	Hand Lever Bevel Gear Pneumatic Electrical



Unidirectional Metal Seal Knife Gate Valve

TECHNICAL DATA

Size Range	NPS 2" to 56" DN 50 to 1400	
Body Style	Wafer Lug	
Pressure Rating	DN50-100	1.6MPa
	DN125-200	1.0MPa
	DN250-400	0.7MPa
	DN450-500	0.5MPa
	DN600-700	0.4MPa
	DN800-900	0.3MPa
	DN1000	0.2MPa
Drilling	PN10 PN16 ASME B16.5 CL150 ASME B16.47 CL150 TABLE D/E JIS 10K	
Face to Face	MSS SP-81	
Tightness Test	API 598	

VALVE PARTS

Body	F55 F53 2205 CF3M CF8M CF8 WCB GGG40
Wedge	F55 F53 2205 SS316 SS316L SS304
Sealing	Buna-N(NBR) EPDM FKM Graphite Metal
Packing	Aramid Fiber High-water Based Fiber EPDM NBR Graphite PTFE
Actuator	Handwheel Gear Box Pneumatic Electriccal Hydraulic Sprocket



Bi-directional Soft Seal Knife Gate Valve

TECHNICAL DATA

Size Range	NPS 2" to 48" DN 50 to 1200	
Body Style	Wafer	
Pressure Rating	DN50-100	1.6MPa
	DN125-200	1.0MPa
	DN250-400	0.7MPa
	DN450-500	0.5MPa
	DN600-700	0.4MPa
	DN800-900	0.3MPa
	DN1000	0.2MPa
Drilling	PN10 PN16 ASME B16.5 CL150 ASME B16.47 CL150 TABLE D/E JIS 10K	
Face to Face	MSS SP-81	
Tightness Test	API 598	

VALVE PARTS

Body	F55 F53 2205 CF3M CF8M CF8 WCB GGG40
Wedge	F55 F53 2205 SS316 SS316L SS304
Sealing	Buna-N(NBR) EPDM FKM Graphite
Packing	Aramid Fiber High-water Based Fiber EPDM NBR Graphite PTFE
Actuator	Handwheel Gear Box Pneumatic Electriccal Hydraulic Sprocket



Bi-directional Soft Seal Knife Gate Valve for Pulp and Paper Industry

TECHNICAL DATA

Size Range	NPS 2" to 32" DN 50 to 800	
Body Style	Wafer	
Working Pressure	DN50-100	1.6MPa
	DN125-200	1.0MPa
	DN250-400	0.7MPa
	DN450-500	0.5MPa
	DN600-700	0.3MPa
	DN800	0.2MPa
Drilling	PN10 PN16 ASME B16.5 CL150 ASME B16.47 CL150 TABLE D/E JIS 10K	
Face to Face	MSS SP-81	
Tightness Test	API 598	

VALVE PARTS

Body	F55 F53 2205 CF3M CF8M CF8 WCB GGG40	
Wedge	F55 F53 2205 SS316 SS316L SS304	
Sealing	NBR EPDM NR PU	
Packing	Aramid Fiber High-water Based Fiber EPDM NBR Graphite PTFE	
Bottom Cap	F55 F53 2205 CF3M CF8M CF8 WCB GGG40	
Actuator	Handwheel Bevel Gear Pneumatic Electrical	



Flange Type Bi-directional Knife Gate Valve

TECHNICAL DATA

Size Range	NPS 2" to 48" DN 50 to 1200	
Body Style	Flange	
Pressure Rating	DN50-100	1.6MPa
	DN125-200	1.0MPa
	DN250-400	0.7MPa
	DN450-500	0.5MPa
	DN600-700	0.4MPa
	DN800-900	0.3MPa
	DN1000	0.2MPa
	DN1100-1200	0.1MPa
Drilling	PN10 PN16 ASME B16.5 CL150 ASME B16.47 CL150 TABLE D/E JIS 10K	
Face to Face	MSS SP-81	
Tightness Test	API 598	

VALVE PARTS

Body	F55 F53 2205 CF3M CF8M CF8 WCB GGG40	
Wedge	F55 F53 2205 SS316 SS316L SS304	
Sealing	Buna-N(NBR) EPDM FKM Graphite Metal	
Packing	Aramid Fiber High-water Based Fiber EPDM NBR Graphite PTFE	
Actuator	Handwheel Gear Box Pneumatic Electriccal	



DUAL PLATE GATE VALVE

TECHNICAL DATA

Size Range	NPS 1-1/2" to 40" DN 40 to 1000
Body Style	Wafer
Pressure Rating	PN10 PN16 CL150 JIS 5K JIS 10K
Drilling	PN10/16 ASME B16.5 CL150 ASME B16.47 CL150 GOST 33259 JIS 5K JIS 10K
Face to Face	EN558-1, Series 16 ASME B16.10
Tightness Test	ISO 5208 API 598 EN12266-1

VALVE PARTS


Body	GGG50 A536 A395 CF8 CF8M Brass Aluminum Bronze Duplex Steel
Disc	GGG50 A536 A395 CF8 CF8M Brass Aluminum Bronze Duplex Steel
Spring/Shaft	CF8 CF8M Aluminum Bronze Duplex Steel
Seat	EPDM NBR Metal



Dual Plate Check Valve Family



Cast Iron
Dual Plate Check Valve



Rubber Lined
Dual Plate Check Valve



Stainless Steel
Dual Plate Check Valve



Brass
Dual Plate Check Valve


TILTING CHECK VALVE WITH COUNTERWEIGHT

TECHNICAL DATA

Size Range	NPS 1-1/2" to 32" DN 100 to 1800
Body Style	Flange
Pressure Rating	PN10 PN16 CL150
Drilling	PN10/16 ASME B16.5 CL150 ASME B16.47 CL150 GOST 33259
Face to Face	EN558-14 DIN3202 F4
Tightness Test	ISO 5208 API 598 EN12266-1

VALVE PARTS

Body	GGG50 A536 A395 WCB CF8 CF8M
Disc	GGG50 A536 A395 WCB CF8 CF8M
Stem	2Cr13 F304
Sealing Ring	NBR EPDM Multi-layered Stainless Steel
Counterweight	Q235A



STRAINER

TECHNICAL DATA

Size Range	NPS 2" to c32" DN 50 to 800
Body Style	Flange
Pressure Rating	PN10 PN16 CL150
Drilling	PN10/16 ASME B16.5 CL150 GOST 33259
Face to Face	EN558
Tightness Test	ISO 5208 API 598 EN12266-1

VALVE PARTS

Body	GGG50 A536 A395 WCB CF8 CF8M
Screen	CF8 CF8M
Cover	GGG50 A536 A395 WCB CF8 CF8M
Gasket	EPDM



Our Y Strainer Type



Ductile Iron Y Strainer



Stainless Steel Y Strainer



WCB Y Strainer



TIANJIN ZHONGFA VALVE CO., LTD. | No.38,Baoyuan Road, Jinnan EDZ, Jinnan District, Tianjin, China.

Mob: +86 17502266354 · Email: yang@zfavalve.com · Website: www.zfavalve.com